

## Coppa Italia Turismo

### Mugello Racing Weekend

#### Race 1 (20 Minutes)

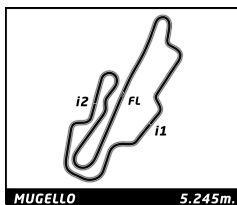
### Starting Grid

2:53.831	<b>Simone SOSTEGNI</b>	GrassoRacingTeam	<b>69</b>	- 11 -		
2:09.102	<b>Matteo PLOPPI</b>	Gruppo Sportivo Tori Corse	<b>99</b>	- 10 -	<b>88</b>	AC RACING <b>Daniele CARMINATI</b> 2:11.873
	<b>Giuseppe IUORIO</b>	ABS CORSE	<b>81</b>	- 9 -	<b>24</b>	AC RACING <b>Alberto CIOFFI</b> 2:07.560
2:13.674	<b>Alfredo DI COSMO</b>	TEAM CAR RACING	<b>3</b>	- 8 -	<b>66</b>	MM MOTORSPORT <b>Rino DE LUCA</b> 2:47.303
2:06.472	<b>Francesco CARDONE</b>	AIKOA RACING	<b>17</b>	- 7 -	<b>7</b>	TAC MOTORSPORT <b>Sergio GALBUSERA</b> 2:07.915
2:05.841	<b>Demir ERÖGE</b>	AIKOA RACING	<b>5</b>	- 6 -	<b>55</b>	AIKOA RACING <b>Ternel CAMLIDAG</b> 2:06.269
2:03.886	<b>Francesco MIOTTO</b>	Team Progetto E20	<b>65</b>	- 5 -	<b>19</b>	RC MOTORSPORT <b>Mario CAPPELLA</b> 2:05.406
2:03.583	<b>Pasquale SERRATORE</b>	SP RACING	<b>93</b>	- 4 -	<b>26</b>	DULLER MOTORSPORT <b>Stefan SCHAFER</b> 2:03.807
2:02.803	<b>Philipp MATTERSDFER</b>	DULLER MOTORSPORT	<b>77</b>	- 3 -	<b>12</b>	TEAM CARS RACING <b>Fabrizio FEDE</b> 2:03.120
2:01.449	<b>Ramazan KAYA</b>	BF MOTORSPORT	<b>34</b>	- 2 -	<b>13</b>	BF MOTORSPORT <b>Daniele VERROCCHIO</b> 2:02.711
1:58.339	<b>Markus WEEGE</b>	DULLER MOTORSPORT	<b>22</b>	- 1 -	<b>333</b>	DULLER MOTORSPORT <b>Herwig DULLER</b> 1:59.255

Pole

CAR 81 ADMITTED TO START ON BACK OF THE GRID DUE TO STEWARDS DECISION NR. 5

<b>Stewards:</b>			<b>Timekeeper:</b>
Maria Grazia ARBERI CSAI 26127	Gianluca NATALONI CSAI 338031	Antonia MARMILLATA CSAI 371681	Andrea RAPI



## Mugello Racing Weekend

### Coppa Italia Turismo

#### Race 1 (20 Minutes)

#### Final Classification

No Drivers	Team	Car	Cl.	Laps	Total Time	Gap	Kph	Best Lap		
								Lap	Time	Kph
1 22 Markus WEEGE	DULLER MOTORSPORT	BMW E46 M3 GTR	E1 Italia	10	<b>21:29.069</b>	-	146.5	4	<b>1:59.204</b>	158.4
2333 Herwig DULLER	DULLER MOTORSPORT	BMW E46 M3 GTR	E1 Italia	10	<b>21:32.011</b>	+2.942	146.1	7	<b>2:00.014</b>	157.3
3 13 Daniele VERROCCHIO	BF MOTORSPORT	AUDI RS3 LMS TCR SQ	TCR	10	<b>21:48.700</b>	+19.631	144.3	7	<b>2:01.332</b>	155.6
4 34 Ramazan KAYA	BF MOTORSPORT	AUDI RS3 LMS TCR SQ	TCR	10	<b>21:54.785</b>	+25.716	143.6	4	<b>2:01.921</b>	154.9
5 77 Philipp MATTERSdorFER	DULLER MOTORSPORT	OPEL ASTRA TCR SQ	TCR	10	<b>22:00.316</b>	+31.247	143.0	4	<b>2:03.212</b>	153.2
6 26 Stefan SCHAFER	DULLER MOTORSPORT	W. GOLF GTI TCR SQ	TCR	10	<b>22:12.017</b>	+42.948	141.8	8	<b>2:03.501</b>	152.9
7 5 Demir ERÖGE	AIKOA RACING	AUDI RS3 LMS TCR SQ	1 A	10	<b>22:12.248</b>	+43.179	141.7	6	<b>2:02.650</b>	154.0
8 65 Francesco MIOTTO	Team Progetto E20	AUDI RS3 LMS TCR DSG	TCR DSG	10	<b>22:21.132</b>	+52.063	140.8	7	<b>2:04.702</b>	151.4
9 12 Fabrizio FEDE	TEAM CARS RACING	CUPRA TCR SQ	TCR	10	<b>22:22.192</b>	+53.123	140.7	6	<b>2:02.887</b>	153.7
10 93 Pasquale SERRATORE	SP RACING	AUDI TT	E1 Italia 3000	10	<b>22:25.475</b>	+56.406	140.3	3	<b>2:05.032</b>	151.0
11 17 Francesco CARDONE	AIKOA RACING	AUDI RS3 LMS TCR DSG	TCR DSG	10	<b>22:26.349</b>	+57.280	140.2	5	<b>2:05.289</b>	150.7
12 19 Mario CAPPELLA	RC MOTORSPORT	AUDI RS3 LMS TCR DSG	TCR DSG	10	<b>22:26.623</b>	+57.554	140.2	6	<b>2:04.813</b>	151.3
13 7 Sergio GALBUSERA	TAC MOTORSPORT	LOTUS ELISE CUP	Lotus Elise Cup	10	<b>22:53.957</b>	+1:24.888	137.4	7	<b>2:07.546</b>	148.0
14 55 Ternel CAMLIDAG	AIKOA RACING	AUDI RS3 LMS TCR DSG	TCR DSG	10	<b>22:54.084</b>	+1:25.015	137.4	5	<b>2:07.714</b>	147.8
15 99 Matteo PIOPI	Gruppo Sportivo Tori Corse	Mini Challenge Pro	Racing Start	10	<b>23:08.409</b>	+1:39.340	136.0	6	<b>2:07.845</b>	147.7
16 24 Alberto CIOFFI	AC RACING	Mini Cooper Jcw	Racing Start	10	<b>23:11.243</b>	+1:42.174	135.7	4	<b>2:08.465</b>	147.0
17 3 Alfredo DI COSMO	TEAM CAR RACING	CUPRA TCR DSG	TCR DSG	9	<b>21:36.770</b>	1 Lap	131.0	8	<b>2:13.624</b>	141.3
18 88 Daniele CARMINATI	AC RACING	Mini Challenge PRO	Mini	9	<b>21:37.723</b>	1 Lap	131.0	4	<b>2:12.720</b>	142.3
19 81 Giuseppe IUORIO	ABS CORSE	Seat Leon MKII	Seat Leon Mkii	9	<b>23:05.839</b>	1 Lap	122.6	7	<b>2:14.268</b>	140.6
20 69 Simone SOSTEGNI	GrassoRacingTeam	Seat Ibiza RSP	3 A	8	<b>22:52.821</b>	2 Laps	110.0	3	<b>2:38.973</b>	118.8

■ Not classified

66 Rino DE LUCA

MM MOTORSPORT Honda CIVIC FK2 TCR TCR

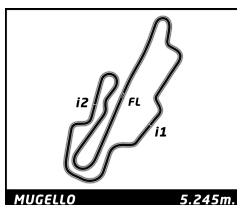
<b>Pole Position:</b>	M. WEEGE	<b>1:58.339</b>	159.6 Kph
<b>Fastest Lap:</b>	Lap 4 Markus WEEGE	<b>1:59.204</b>	158.4 Kph

CAR 5 TIME PENALTY 5 SECONDS OVERTAKING UNDER SAFETY CAR PROCEDURE

Published at: .....

Track Status: **DRY**

<b>Stewards:</b> Maria Grazia ARBERI CSAI 26127			Gianluca NATALONI CSAI 338031		Antonia MARMILLATA CSAI 371681		<b>Timekeeper:</b> Andrea RAPI
---	--	--	----------------------------------	--	-----------------------------------	--	-----------------------------------



## Coppa Italia Turismo

### Mugello Racing Weekend

#### Race 1 (20 Minutes)

### Final Classification by Class

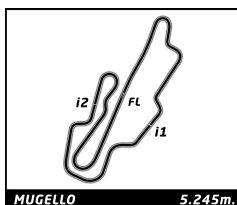
No Drivers	Team	Car	Laps	Total Time	Gap	Kph	Best Lap			
							Lap	Time	Kph	
<b>1 A</b>										
1	5 Demir. ERÖGE	AIKOA RACING	AUDI RS3 LMS TCR SQ	10	<b>22:12.248</b>		141.7	6	<b>2:02.650</b>	154.0
<b>TCR</b>										
1	13 Daniele. VERROCCHIO	BF MOTORSPORT	AUDI RS3 LMS TCR SQ	10	<b>21:48.700</b>		144.3	7	<b>2:01.332</b>	155.6
2	34 Ramazan. KAYA	BF MOTORSPORT	AUDI RS3 LMS TCR SQ	10	<b>21:54.785</b>	+6.085	143.6	4	<b>2:01.921</b>	154.9
3	77 Philipp. MATTERS DORFER	DULLER MOTORSPORT	OPEL ASTRA TCR SQ	10	<b>22:00.316</b>	+11.616	143.0	4	<b>2:03.212</b>	153.2
4	26 Stefan. SCHAFFER	DULLER MOTORSPORT	W. GOLF GTI TCR SQ	10	<b>22:12.017</b>	+23.317	141.8	8	<b>2:03.501</b>	152.9
5	12 Fabrizio. FEDE	TEAM CARS RACING	CUPRA TCR SQ	10	<b>22:22.192</b>	+33.492	140.7	6	<b>2:02.887</b>	153.7
<b>Not classified</b>										
66	Rino. DE LUCA	MM MOTORSPORT	Honda CIVIC FK2 TCR							
<b>E1 Italia &gt;3000</b>										
1	22 Markus. WEEGE	DULLER MOTORSPORT	BMW E46 M3 GTR	10	<b>21:29.069</b>		146.5	4	<b>1:59.204</b>	158.4
2	333 Herwig. DULLER	DULLER MOTORSPORT	BMW E46 M3 GTR	10	<b>21:32.011</b>	+2.942	146.1	7	<b>2:00.014</b>	157.3
<b>TCR DSG</b>										
1	65 Francesco. MIOTTO	Team Progetto E20	AUDI RS3 LMS TCR DSG	10	<b>22:21.132</b>		140.8	7	<b>2:04.702</b>	151.4
2	17 Francesco. CARDONE	AIKOA RACING	AUDI RS3 LMS TCR DSG	10	<b>22:26.349</b>	+5.217	140.2	5	<b>2:05.289</b>	150.7
3	19 Mario. CAPPELLA	RC MOTORSPORT	AUDI RS3 LMS TCR DSG	10	<b>22:26.623</b>	+5.491	140.2	6	<b>2:04.813</b>	151.3
4	55 Tanel. CAMLIDAG	AIKOA RACING	AUDI RS3 LMS TCR DSG	10	<b>22:54.084</b>	+32.952	137.4	5	<b>2:07.714</b>	147.8
5	3 Alfredo. DI COSMO	TEAM CAR RACING	CUPRA TCR DSG	9	<b>21:36.770</b>	1 Lap	131.0	8	<b>2:13.624</b>	141.3
<b>Lotus Elise Cup</b>										
1	7 Sergio. GALBUSERA	TAC MOTORSPORT	LOTUS ELISE CUP	10	<b>22:53.957</b>		137.4	7	<b>2:07.546</b>	148.0
<b>Seat Leon Mkii Supercopa</b>										
1	81 Giuseppe. IUORIO	ABS CORSE	Seat Leon MKII	9	<b>23:05.839</b>		122.6	7	<b>2:14.268</b>	140.6
<b>E1 Italia 3000</b>										
1	93 Pasquale. SERRATORE	SP RACING	AUDI TT	10	<b>22:25.475</b>		140.3	3	<b>2:05.032</b>	151.0
<b>Racing Start Plus 2000</b>										
1	24 Alberto. CIOFFI	AC RACING	Mini Cooper Jcw	10	<b>23:11.243</b>		135.7	4	<b>2:08.465</b>	147.0
<b>3 A</b>										
1	69 Simone. SOSTEGNI	GrassoRacingTeam	Seat Ibiza RSP	8	<b>22:52.821</b>		110.0	3	<b>2:38.973</b>	118.8
<b>Mini Challenge Pro</b>										
1	88 Daniele. CARMINATI	AC RACING	Mini Challenge PRO	9	<b>21:37.723</b>		131.0	4	<b>2:12.720</b>	142.3
<b>Racing Start Plus 1600</b>										
1	99 Matteo. PIOPPI	Gruppo Sportivo Tori Corse	Mini Challenge Pro	10	<b>23:08.409</b>		136.0	6	<b>2:07.845</b>	147.7

CAR 5 TIME PENALTY 5 SECONDS OVERTAKING UNDER SAFETY CAR PROCEDURE

Published at: .....

Track Status: **DRY**

<b>Stewards:</b>			<b>Timekeeper:</b>
Maria Grazia ARBERI CSAI 26127	Gianluca NATALONI CSAI 338031	Antonia MARMILLATA CSAI 371681	Andrea RAPI



## Coppa Italia Turismo

### Mugello Racing Weekend

#### Race 1 (20 Minutes)

### Final Classification by Division

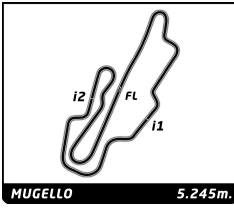
No Drivers	Team	Car	Laps	Total Time	Gap	Kph	Best Lap		
							Lap	Time	Kph
<b>1</b>									
1 22 Markus. WEEGE	DULLER MOTORSPORT	BMW E46 M3 GTR	10	<b>21:29.069</b>		146.5	4	<b>1:59.204</b>	158.4
2 333 Herwig. DULLER	DULLER MOTORSPORT	BMW E46 M3 GTR	10	<b>21:32.011</b>	+2.942	146.1	7	<b>2:00.014</b>	157.3
3 13 Daniele. VERROCCHIO	BF MOTORSPORT	AUDI RS3 LMS TCR SQ	10	<b>21:48.700</b>	+19.631	144.3	7	<b>2:01.332</b>	155.6
4 34 Ramazan. KAYA	BF MOTORSPORT	AUDI RS3 LMS TCR SQ	10	<b>21:54.785</b>	+25.716	143.6	4	<b>2:01.921</b>	154.9
5 77 Philipp. MATTERSDFER	DULLER MOTORSPORT	OPEL ASTRA TCR SQ	10	<b>22:00.316</b>	+31.247	143.0	4	<b>2:03.212</b>	153.2
6 26 Stefan. SCHAFER	DULLER MOTORSPORT	W. GOLF GTI TCR SQ	10	<b>22:12.017</b>	+42.948	141.8	8	<b>2:03.501</b>	152.9
7 5 Demir. ERÖGE	AIKOA RACING	AUDI RS3 LMS TCR SQ	10	<b>22:12.248</b>	+43.179	141.7	6	<b>2:02.650</b>	154.0
8 12 Fabrizio. FEDE	TEAM CARS RACING	CUPRA TCR SQ	10	<b>22:22.192</b>	+53.123	140.7	6	<b>2:02.887</b>	153.7
<b>■ Not classified</b>									
66 Rino. DE LUCA	MM MOTORSPORT	Honda CIVIC FK2 TCR							
<b>2</b>									
1 65 Francesco. MIOTTO	Team Progetto E20	AUDI RS3 LMS TCR DSG	10	<b>22:21.132</b>		140.8	7	<b>2:04.702</b>	151.4
2 93 Pasquale. SERRATORE	SP RACING	AUDI TT	10	<b>22:25.475</b>	+4.343	140.3	3	<b>2:05.032</b>	151.0
3 17 Francesco. CARDONE	AIKOA RACING	AUDI RS3 LMS TCR DSG	10	<b>22:26.349</b>	+5.217	140.2	5	<b>2:05.289</b>	150.7
4 19 Mario. CAPPELLA	RC MOTORSPORT	AUDI RS3 LMS TCR DSG	10	<b>22:26.623</b>	+5.491	140.2	6	<b>2:04.813</b>	151.3
5 7 Sergio. GALBUSERA	TAC MOTORSPORT	LOTUS ELISE CUP	10	<b>22:53.957</b>	+32.825	137.4	7	<b>2:07.546</b>	148.0
6 55 Ternel. CAMLIDAG	AIKOA RACING	AUDI RS3 LMS TCR DSG	10	<b>22:54.084</b>	+32.952	137.4	5	<b>2:07.714</b>	147.8
7 3 Alfredo. DI COSMO	TEAM CAR RACING	CUPRA TCR DSG	9	<b>21:36.770</b>	1 Lap	131.0	8	<b>2:13.624</b>	141.3
8 81 Giuseppe. IUORIO	ABS CORSE	Seat Leon MKII	9	<b>23:05.839</b>	1 Lap	122.6	7	<b>2:14.268</b>	140.6
<b>3</b>									
1 99 Matteo. PIOPIPI	Gruppo Sportivo Tori Corse	Mini Challenge Pro	10	<b>23:08.409</b>		136.0	6	<b>2:07.845</b>	147.7
2 24 Alberto. CIOFFI	AC RACING	Mini Cooper Jcw	10	<b>23:11.243</b>	+2.834	135.7	4	<b>2:08.465</b>	147.0
3 88 Daniele. CARMINATI	AC RACING	Mini Challenge PRO	9	<b>21:37.723</b>	1 Lap	131.0	4	<b>2:12.720</b>	142.3
4 69 Simone. SOSTEGNI	GrassoRacingTeam	Seat Ibiza RSP	8	<b>22:52.821</b>	2 Laps	110.0	3	<b>2:38.973</b>	118.8

CAR 5 TIME PENALTY 5 SECONDS OVERTAKING UNDER SAFETY CAR PROCEDURE

Published at: .....

Track Status: **DRY**

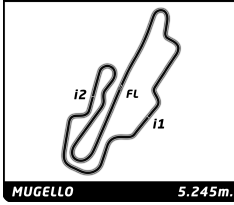
<b>Stewards:</b>			<b>Timekeeper:</b>	
Maria Grazia ARBERI	Gianluca NATALONI	Antonia MARMILLATA	Andrea RAPI	
CSAI 26127	CSAI 338031	CSAI 371681		



**Coppa Italia Turismo**  
Mugello Racing Weekend  
Race 1

Lap Chart

		Lap										
No	Pos	Grid	1	2	3	4	5	6	7	8	9	10
22	<b>1</b>	22	22	22	22	22	22	22	22	22	22	22
333	<b>2</b>	333	333	333	333	333	333	333	333	333	333	333
34	<b>3</b>	34	34	34	34	34	13	13	13	13	13	13
13	<b>4</b>	13	13	13	13	13	34	34	34	34	34	34
77	<b>5</b>	77	77	77	77	77	77	77	77	77	77	77
12	<b>6</b>	12	12	93	93	93	5	5	5	5	5	5
93	<b>7</b>	93	93	26	26	5	93	26	26	26	26	26
26	<b>8</b>	26	26	65	5	26	26	65	65	65	65	65
65	<b>9</b>	65	65	5	65	65	65	93	93	93	12	12
19	<b>10</b>	19	5	17	17	17	17	17	17	12	93	93
5	<b>11</b>	5	19	19	19	19	19	19	19	19	19	17
55	<b>12</b>	55	55	55	55	12	12	12	12	17	17	19
17	<b>13</b>	17	17	7	7	55	55	55	55	55	55	7
7	<b>14</b>	7	7	12	12	7	7	7	7	7	7	55
3	<b>15</b>	3	3	3	24	24	24	24	24	99	99	99
66	<b>16</b>	66	81	24	3	99	99	99	99	24	24	24
81	<b>17</b>	81	24	81	99	3	88	88	88	88	3	
24	<b>18</b>	24	99	99	88	88	81	81	81	3	88	
99	<b>19</b>	99	88	88	81	81	3	3	3	81	81	
88	<b>20</b>	88	69	69	69	69	69	69	69			
69	<b>21</b>	69										



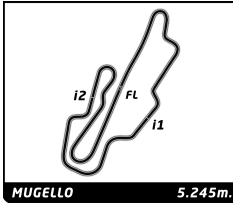
## Coppa Italia Turismo

### Mugello Racing Weekend

#### Race 1

#### Best Sector Times

Sector 1		Sector 2		Sector 3		No Team	Class	Ideal Lap	Best Lap		
No Driver	Time	No Driver	Time	No Driver	Time						
1	22 M.WEEGE	40.458	22 M.WEEGE	36.554	22 M.WEEGE	42.132	1	22 DULLER MOTORSPORT	1 B	1:59.144	1:59.204 (1)
2	333 H.DULLER	40.692	333 H.DULLER	36.862	333 H.DULLER	42.224	2	333 DULLER MOTORSPORT	1 B	1:59.778	2:00.014 (2)
3	13 D.VERROCCHIO	41.252	13 D.VERROCCHIO	37.077	5 D.ERÒGE	42.599	3	13 BF MOTORSPORT	1 A	2:00.935	2:01.332 (3)
4	5 D.ERÒGE	41.618	34 R.KAYA	37.505	34 R.KAYA	42.601	4	34 BF MOTORSPORT	1 A	2:01.840	2:01.921 (4)
5	77 P.MATTERSDORFER	41.622	12 F.FEDE	37.729	13 D.VERROCCHIO	42.606	5	5 AIKOA RACING	1 A	2:02.475	2:02.650 (5)
6	34 R.KAYA	41.734	77 P.MATTERSDORFER	37.731	26 S.SCHAFFER	43.113	6	12 TEAM CARS RACING	1 A	2:02.713	2:02.887 (6)
7	12 F.FEDE	41.846	26 S.SCHAFFER	38.102	12 F.FEDE	43.138	7	77 DULLER MOTORSPORT	1 A	2:02.992	2:03.212 (7)
8	65 F.MIOTTO	41.875	19 M.CAPPELLA	38.148	93 P.SERRATORE	43.528	8	26 DULLER MOTORSPORT	1 A	2:03.343	2:03.501 (8)
9	93 P.SERRATORE	42.118	5 D.ERÒGE	38.258	77 P.MATTERSDORFER	43.639	9	19 RC MOTORSPORT	2 A	2:04.306	2:04.813 (10)
10	26 S.SCHAFFER	42.128	17 F.CARDONE	38.300	19 M.CAPPELLA	43.692	10	65 Team Progetto E20	2 A	2:04.382	2:04.702 (9)
11	17 F.CARDONE	42.463	65 F.MIOTTO	38.530	65 F.MIOTTO	43.977	11	93 SP RACING	2 B	2:04.548	2:05.032 (11)
12	19 M.CAPPELLA	42.466	93 P.SERRATORE	38.902	17 F.CARDONE	44.039	12	17 AIKOA RACING	2 A	2:04.802	2:05.289 (12)
13	55 T.CAMLIDAG	43.037	99 M.PIOPPI	39.327	55 T.CAMLIDAG	44.254	13	7 TAC MOTORSPORT	2 B	2:07.401	2:07.546 (13)
14	99 M.PIOPPI	43.065	7 S.GALBUSERA	39.814	7 S.GALBUSERA	44.257	14	55 AIKOA RACING	2 A	2:07.407	2:07.714 (14)
15	7 S.GALBUSERA	43.330	24 A.CIOFFI	40.016	24 A.CIOFFI	44.858	15	99 Gruppo Sportivo Tori Corse	3 A	2:07.625	2:07.845 (15)
16	24 A.CIOFFI	43.337	55 T.CAMLIDAG	40.116	99 M.PIOPPI	45.233	16	24 AC RACING	3 A	2:08.211	2:08.465 (16)
17	3 A.DI COSMO	44.606	88 D.CARMINATI	41.332	3 A.DI COSMO	46.105	17	3 TEAM CAR RACING	2 A	2:12.348	2:13.624 (18)
18	81 G.IUORIO	44.977	3 A.DI COSMO	41.637	88 D.CARMINATI	46.212	18	88 AC RACING	3 A	2:12.667	2:12.720 (17)
19	88 D.CARMINATI	45.123	81 G.IUORIO	41.962	81 G.IUORIO	46.997	19	81 ABS CORSE	2 B	2:13.936	2:14.268 (19)
20	69 S.SOSTEGNI	52.618	69 S.SOSTEGNI	49.196	69 S.SOSTEGNI	55.049	20	69 GrassoRacingTeam	3 A	2:36.863	2:38.973 (20)



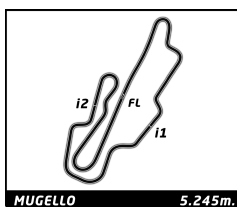
## Coppa Italia Turismo

### Mugello Racing Weekend

#### Race 1

#### Best Top Speed

Team	Car	Class	Top Speed Driver	Top 1		Top 2		Top 3		Top 4		Top 5		
				Kph	Lap	Kph	Lap	Kph	Lap	Kph	Lap	Kph	Lap	Avg
5 AIKOA RACING	AUDI RS3 LMS TCR SQ	1 A	D. ERÒGE	244.9	5	242.7	4	241.6	6	241.6	3	241.1	2	242,4
93 SP RACING	AUDI TT	2 B	P. SERRATORE	244.3	2	243.8	3	243.2	10	243.2	6	243.2	4	243,5
13 BF MOTORSPORT	AUDI RS3 LMS TCR SQ	1 A	D. VERROCCHIO	243.2	5	241.1	4	240.0	3	239.5	9	238.9	10	240,5
26 DULLER MOTORSPORT	W. GOLF GTI TCR SQ	1 A	S. SCHAFER	243.2	6	241.1	4	239.5	5	236.3	3	235.8	10	239,2
333 DULLER MOTORSPORT	BMW E46 M3 GTR	1 B	H. DULLER	242.7	10	241.1	9	240.5	8	240.5	6	240.0	7	241,0
22 DULLER MOTORSPORT	BMW E46 M3 GTR	1 B	M. WEEGE	240.5	9	238.9	10	237.4	8	236.9	5	236.3	7	238,0
19 RC MOTORSPORT	AUDI RS3 LMS TCR DSG	2 A	M. CAPPELLA	240.5	10	238.9	9	237.9	7	237.9	8	236.3	6	238,5
34 BF MOTORSPORT	AUDI RS3 LMS TCR SQ	1 A	R. KAYA	240.0	10	240.0	6	239.5	7	238.9	8	238.9	5	239,5
12 TEAM CARS RACING	CUPRA TCR SQ	1 A	F. FEDE	236.9	9	233.8	8	231.8	4	230.8	7	230.3	10	232,7
65 Team Progetto E20	AUDI RS3 LMS TCR DSG	2 A	F. MIOTTO	234.8	6	234.3	4	233.3	5	232.8	8	232.8	3	233,6
77 DULLER MOTORSPORT	OPEL ASTRA TCR SQ	1 A	P. MATTERSDOFFER	233.8	2	232.8	7	232.8	5	232.8	4	232.3	6	232,9
24 AC RACING	Mini Cooper Jcw	3 A	A. CIOFFI	233.8	3	231.8	9	231.3	4	230.8	10	230.8	6	231,7
17 AIKOA RACING	AUDI RS3 LMS TCR DSG	2 A	F. CARDONE	232.8	8	231.8	10	231.8	5	231.3	7	231.3	3	231,8
55 AIKOA RACING	AUDI RS3 LMS TCR DSG	2 A	T. CAMLIDAG	231.8	3	231.3	6	231.3	2	230.8	10	230.8	7	231,2
7 TAC MOTORSPORT	LOTUS ELISE CUP	2 B	S. GALBUSERA	229.4	10	227.4	2	225.6	9	225.6	4	225.6	3	226,7
3 TEAM CAR RACING	CUPRA TCR DSG	2 A	A. DI COSMO	228.4	7	227.0	2	226.5	4	226.0	8	225.1	3	226,6
81 ABS CORSE	Seat Leon MKII	2 B	G. IUORIO	223.2	2	220.1	8	219.6	7	219.2	3	218.8	6	220,2
88 AC RACING	Mini Challenge PRO	3 A	D. CARMINATI	221.4	2	220.5	3	218.8	5	217.4	4	216.6	7	218,9
99 Gruppo Sportivo Tori Corse	Mini Challenge Pro	3 A	M. PIOPPi	220.1	2	218.3	3	217.0	8	217.0	4	216.6	7	217,8
69 GrassoRacingTeam	Seat Ibiza RSP	3 A	S. SOSTEGNI	190.1	2	183.0	8	181.5	4	180.9	6	166.2	3	180,3
66 MM MOTORSPORT	Honda CIVIC FK2 TCR	1 A												



## Coppa Italia Turismo

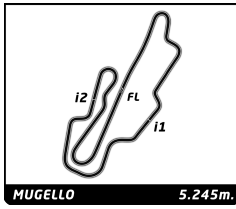
### Mugello Racing Weekend

#### Race 1

#### Leader Sequence by Class

No	Team	Car	Start Lap	End Lap	Laps	Total Laps
<b>1 A</b>						
34	BF MOTORSPORT	AUDI RS3 LMS TCR SQ	1	4	4	4
13	BF MOTORSPORT	AUDI RS3 LMS TCR SQ	5	10	6	6
<b>1 B</b>						
22	DULLER MOTORSPORT	BMW E46 M3 GTR	1	10	10	10
<b>2 A</b>						
65	Team Progetto E20	AUDI RS3 LMS TCR DSG	1	10	10	10
<b>2 B</b>						
93	SP RACING	AUDI TT	1	10	10	10
<b>3 A</b>						
24	AC RACING	Mini Cooper Jcw	1	7	7	7
99	Gruppo Sportivo Tori Corse	Mini Challenge Pro	8	10	3	3





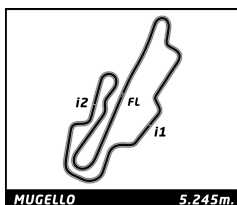
## Coppa Italia Turismo

### Mugello Racing Weekend

#### Race 1

#### Fastest Lap Sequence

Elapsed	No Team	Car	Class	Driver	Time	Kph	Lap
5:24.573	22 DULLER MOTORSPORT	BMW E46 M3 GTR	1 B	Markus WEEGE	<b>2:02.645</b>	154.0	2
7:24.495	22 DULLER MOTORSPORT	BMW E46 M3 GTR	1 B	Markus WEEGE	<b>1:59.922</b>	157.5	3
9:23.699	22 DULLER MOTORSPORT	BMW E46 M3 GTR	1 B	Markus WEEGE	<b>1:59.204</b>	158.4	4



# Coppa Italia Turismo

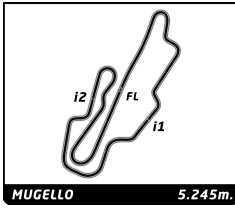
## Mugello Racing Weekend

### Race 1

### Analysis by lap

Lapped

No	Lap Time	Gap	No	Lap Time	Gap	No	Lap Time	Gap	No	Lap Time	Gap	No	Lap Time	Gap
<b>Lap 1</b>			55	2:08.527	26.102	34	2:02.217	15.826	88	2:13.896	1:57.009			
22	3:21.928	0.000	7	2:08.411	27.507	77	2:03.893	20.836	3	2:13.624	1:57.553			
333	3:23.016	1.088	12	2:04.403	29.234	5	2:02.650	28.003						
34	3:23.320	1.392	24	2:10.471	38.435	26	2:05.394	32.946	<b>Lap 9</b>					
13	3:24.025	2.097	3	2:14.481	40.691	65	2:05.857	34.810	22	2:01.796				
77	3:25.181	3.253	99	2:12.667	40.873	93	2:09.677	37.054	81	2:20.137	1 Lap			
12	3:25.853	3.925	88	2:14.258	43.466	17	2:05.342	37.871	333	2:00.457	4.994			
93	3:27.462	5.534	81	2:15.506	43.669	19	2:04.813	38.319	13	2:03.507	18.430			
26	3:28.529	6.601	69	2:38.973	1:38.382	12	2:02.887	41.373	34	2:03.814	24.384			
65	3:29.363	7.435	<b>Lap 4</b>			55	2:11.004	54.200	77	2:03.757	29.727			
5	3:29.819	7.891	22	1:59.204		7	2:08.820	57.578	5	2:03.977	36.481			
19	3:29.878	7.950	333	2:00.505	5.443	24	2:09.473	1:07.643	69	2:44.672	2 Laps			
55	3:31.115	9.187	34	2:01.921	9.773	99	2:07.845	1:09.353	26	2:03.634	41.574			
17	3:31.564	9.636	13	2:01.790	9.976	69	2:53.472	1 Lap	65	2:06.053	48.125			
7	3:32.910	10.982	77	2:03.212	13.241	88	2:15.097	1:29.600	12	2:05.526	51.232			
3	3:33.995	12.067	93	2:05.828	21.262	81	2:15.350	1:30.350	93	2:06.997	52.282			
81	3:35.738	13.810	5	2:04.540	21.464	3	2:13.930	1:31.018	19	2:06.790	52.785			
24	3:35.860	13.932	26	2:06.276	22.000	<b>Lap 7</b>			17	2:06.367	53.913			
99	3:36.588	14.660	65	2:04.879	23.467	22	2:00.653		55	2:08.121	1:18.586			
88	3:37.502	15.574	17	2:05.487	26.775	333	2:00.014	6.196	7	2:07.660	1:18.824			
69	3:44.822	22.894	19	2:05.172	27.112	13	2:01.332	14.481	99	2:09.403	1:33.469			
<b>Lap 2</b>			12	2:04.509	34.539	34	2:03.106	18.279	24	2:09.672	1:36.757			
22	2:02.645		55	2:08.119	35.017	77	2:03.919	24.102	<b>Lap 10</b>					
333	2:03.954	2.397	7	2:10.080	38.383	5	2:03.016	30.366	22	2:03.308				
34	2:05.785	4.532	24	2:08.465	47.696	26	2:04.020	36.313	333	2:01.256	2.942			
13	2:05.401	4.853	99	2:10.198	51.867	65	2:04.702	38.859	3	2:15.252	1 Lap			
77	2:05.245	5.853	3	2:14.119	55.606	93	2:05.265	41.666	88	2:16.749	1 Lap			
93	2:06.639	9.528	88	2:12.720	56.982	17	2:05.554	42.772	13	2:04.509	19.631			
26	2:06.820	10.776	81	2:15.057	59.522	19	2:05.347	43.013	34	2:04.640	25.716			
65	2:07.489	12.279	<b>Lap 5</b>			12	2:03.167	43.887	77	2:04.828	31.247			
5	2:07.033	12.279	22	1:59.985		55	2:09.324	1:02.871	5	2:05.006	38.179			
17	2:07.385	14.376	333	2:00.838	6.296	7	2:07.546	1:04.471	26	2:04.682	42.948			
19	2:09.176	14.481	13	2:01.697	11.688	24	2:08.819	1:15.809	65	2:07.246	52.063			
55	2:10.955	17.497	34	2:03.371	13.159	99	2:08.211	1:16.911	12	2:05.199	53.123			
7	2:10.681	19.018	77	2:03.237	16.493	88	2:14.244	1:43.191	93	2:07.432	56.406			
12	2:23.473	24.753	69	2:44.253	1 Lap	81	2:14.268	1:43.965	17	2:06.675	57.280			
3	2:16.710	26.132	5	2:03.424	24.903	3	2:13.642	1:44.007	19	2:08.077	57.554			
24	2:16.599	27.886	93	2:05.650	26.927	69	2:42.040	1 Lap	69	2:45.507	2 Laps			
81	2:16.920	28.085	26	2:05.087	27.102	<b>Lap 8</b>			7	2:09.372	1:24.888			
99	2:16.113	28.128	65	2:05.021	28.503	22	2:00.078		55	2:09.737	1:25.015			
88	2:16.201	29.130	17	2:05.289	32.079	333	2:00.215	6.333	81	3:37.850	1 Lap			
69	2:39.082	59.331	19	2:05.929	33.056	13	2:02.316	16.719	99	2:09.179	1:39.340			
<b>Lap 3</b>			12	2:03.482	38.036	34	2:04.165	22.366	24	2:08.725	1:42.174			
22	1:59.922		55	2:07.714	42.746	77	2:03.742	27.766						
333	2:01.667	4.142	7	2:09.910	48.308	5	2:04.012	34.300						
34	2:02.446	7.056	24	2:10.009	57.720	26	2:03.501	39.736						
13	2:02.459	7.390	99	2:09.176	1:01.058	65	2:05.087	43.868						
77	2:03.302	9.233	88	2:17.056	1:14.053	93	2:05.493	47.081						
93	2:05.032	14.638	81	2:15.013	1:14.550	12	2:03.693	47.502						
26	2:04.074	14.928	3	2:21.017	1:16.638	19	2:04.856	47.791						
5	2:03.771	16.128	<b>Lap 6</b>			17	2:06.648	49.342						
65	2:05.435	17.792	22	1:59.550		55	2:09.468	1:12.261						
17	2:06.038	20.492	333	2:00.089	6.835	7	2:08.567	1:12.960						
19	2:06.585	21.144	13	2:01.664	13.802	99	2:09.029	1:25.862						
						24	2:13.150	1:28.881						



# Coppa Italia Turismo

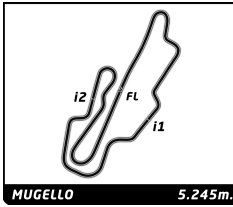
## Mugello Racing Weekend

### Race 1

## Sector Analysis

— Invalidated Lap 
 ■ Personal Best 
 ■ Session Best 
 ■ Crossing the pit lane

Lap	Time	Sector 1	Sector 2	Sector 3	T.Spd	Elapsed	Lap	Time	Sector 1	Sector 2	Sector 3	T.Spd	Elapsed		
<b>3</b>	<b>TEAM CAR RACING</b> CUPRA TCR DSG 1. Alfredo DI COSMO 2 A						<b>13</b>	<b>BF MOTORSPORT</b> AUDI RS3 LMS TCR SQ 1. Daniele VERROCCHIO 1 A 2. Roberto VERROCCHIO							
	1	3:33.995	1:35.968	1:00.681	57.346			3:33.995	1	3:24.025	1:12.389	1:06.620	1:05.016	3:24.025	
	2	2:16.710	46.275	43.056	47.379	227.0		5:50.705	2	2:05.401	43.708	38.736	42.957	5:29.426	
	3	2:14.481	45.500	42.767	46.214	225.1		8:05.186	3	2:02.459	41.965	37.288	43.206	240.0	7:31.885
	4	2:14.119	45.940	42.074	<b>46.105</b>	226.5		10:19.305	4	2:01.790	41.855	37.329	<b>42.606</b>	241.1	9:33.675
	5	2:21.017	44.931	41.810	54.276	223.7		12:40.322	5	2:01.697	41.533	37.110	43.054	243.2	11:35.372
	6	2:13.930	45.568	42.078	46.284	211.9		14:54.252	6	2:01.664	<b>41.252</b>	37.480	42.932	238.9	13:37.036
	7	2:13.642	<b>44.606</b>	42.091	46.945	228.4		17:07.894	7	<b>2:01.332</b>	41.588	<b>37.077</b>	42.667	238.4	15:38.368
	8	<b>2:13.624</b>	45.095	<b>41.637</b>	46.892	226.0		19:21.518	8	2:02.316	41.628	37.689	42.999	238.4	17:40.684
	9	2:15.252	45.168	42.869	47.215	220.1		21:36.770	9	2:03.507	41.302	38.654	43.551	239.5	19:44.191
<b>5</b>	<b>AIKOA RACING</b> AUDI RS3 LMS TCR SQ 1. Demir ERÖGE 1 A						<b>17</b>	<b>AIKOA RACING</b> AUDI RS3 LMS TCR DSG 1. Francesco CARDONE 2 A							
	1	3:29.819	1:29.228	1:01.046	59.545			3:29.819	1	3:31.564	1:32.318	1:00.663	58.583	3:31.564	
	2	2:07.033	43.839	39.973	43.221	241.1		5:36.852	2	2:07.385	43.659	39.545	44.181	228.4	5:38.949
	3	2:03.771	41.963	38.855	42.953	241.6		7:40.623	3	2:06.038	42.903	38.944	44.191	231.3	7:44.987
	4	2:04.540	41.922	39.242	43.376	242.7		9:45.163	4	2:05.487	42.727	38.514	44.246	229.4	9:50.474
	5	2:03.424	41.925	38.793	42.706	244.9		11:48.587	5	<b>2:05.289</b>	42.850	<b>38.300</b>	44.139	231.8	11:55.763
	6	<b>2:02.650</b>	41.793	<b>38.258</b>	<b>42.599</b>	241.6		13:51.237	6	2:05.342	42.837	38.466	<b>44.039</b>	230.8	14:01.105
	7	2:03.016	<b>41.618</b>	38.539	42.859	240.5		15:54.253	7	2:05.554	42.809	38.626	44.119	231.3	16:06.659
	8	2:04.012	41.810	39.179	43.023	240.0		17:58.265	8	2:06.648	43.444	38.980	44.224	232.8	18:13.307
	9	2:03.977	41.803	38.953	43.221	240.5		20:02.242	9	2:06.367	43.131	38.687	44.549	230.8	20:19.674
10	2:05.006	42.503	39.305	43.198	239.5	22:07.248	10	2:06.675	<b>42.463</b>	39.506	44.706	231.8	22:26.349		
<b>7</b>	<b>TAC MOTORSPORT</b> LOTUS ELISE CUP 1. Sergio GALBUSERA 2 B						<b>19</b>	<b>RC MOTORSPORT</b> AUDI RS3 LMS TCR DSG 1. Mario CAPPELLA 2 A							
	1	3:32.910	1:34.737	1:00.551	57.622			3:32.910	1	3:29.878	1:26.659	1:01.369	1:01.850	3:29.878	
	2	2:10.681	44.468	40.940	45.273	227.4		5:43.591	2	2:09.176	44.229	40.344	44.603	231.8	5:39.054
	3	2:08.411	44.063	39.881	44.467	225.6		7:52.002	3	2:06.585	43.736	38.806	44.043	231.8	7:45.639
	4	2:10.080	43.792	41.450	44.838	225.6		10:02.082	4	2:05.172	42.532	38.843	43.797	236.3	9:50.811
	5	2:09.910	44.077	40.977	44.856	224.2		12:11.992	5	2:05.929	42.977	38.999	43.953	236.3	11:56.740
	6	2:08.820	43.565	40.887	44.368	223.2		14:20.812	6	<b>2:04.813</b>	42.641	38.480	<b>43.692</b>	236.3	14:01.553
	7	<b>2:07.546</b>	43.475	<b>39.814</b>	<b>44.257</b>	224.2		16:28.358	7	2:05.347	42.660	38.809	43.878	238.9	16:06.900
	8	2:08.567	43.834	40.425	44.308	224.6		18:36.925	8	2:04.856	42.769	<b>38.148</b>	43.939	237.9	18:11.756
	9	2:07.660	<b>43.330</b>	40.020	44.310	225.6		20:44.585	9	2:06.790	<b>42.466</b>	39.870	44.454	238.9	20:18.546
10	2:09.372	44.302	40.129	44.941	229.4	22:53.957	10	2:08.077	43.029	40.597	44.451	240.5	22:26.623		
<b>12</b>	<b>TEAM CARS RACING</b> CUPRA TCR SQ 1. Fabrizio FEDE 1 A						<b>22</b>	<b>DULLER MOTORSPORT</b> BMW E46 M3 GTR 1. Markus WEEGE 1 B							
	1	3:25.853	1:18.785	1:03.546	1:03.522			3:25.853	1	3:21.928	1:09.027	1:06.643	1:06.258	3:21.928	
	2	2:23.473	42.598	55.688	45.187	229.9		5:49.326	2	2:02.645	42.076	37.717	42.852	233.3	5:24.573
	3	2:04.403	42.438	38.675	43.290	228.4		7:53.729	3	1:59.922	40.971	36.616	42.335	235.3	7:24.495
	4	2:04.509	42.171	38.694	43.644	231.8		9:58.238	4	<b>1:59.204</b>	40.518	<b>36.554</b>	<b>42.132</b>	236.3	9:23.699
	5	2:03.482	42.041	38.096	43.345	227.9		12:01.720	5	1:59.985	40.616	36.862	42.507	236.9	11:23.684
	6	<b>2:02.887</b>	41.869	<b>37.729</b>	43.289	229.4		14:04.607	6	1:59.550	<b>40.458</b>	36.789	42.303	236.3	13:23.234
	7	2:03.167	<b>41.846</b>	37.854	43.467	230.8		16:07.774	7	2:00.653	41.343	36.798	42.512	236.3	15:23.887
	8	2:03.693	42.452	38.103	<b>43.138</b>	233.8		18:11.467	8	2:00.078	41.022	36.666	42.390	237.4	17:23.965
	9	2:05.526	42.209	39.887	43.430	236.9		20:16.993	9	2:01.796	41.722	37.419	42.655	240.5	19:25.761
10	2:05.199	43.014	38.082	44.103	230.3	22:22.192	10	2:03.308	42.022	38.237	43.049	238.9	21:29.069		



# Coppa Italia Turismo

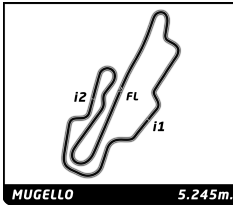
## Mugello Racing Weekend

### Race 1

## Sector Analysis

— Invalidated Lap    
 ■ Personal Best    
 ■ Session Best    
 ■ Crossing the pit lane

Lap	Time	Sector 1	Sector 2	Sector 3	T.Spd	Elapsed	Lap	Time	Sector 1	Sector 2	Sector 3	T.Spd	Elapsed
<b>24</b>	<b>AC RACING</b> 1. Alberto CIOFFI Mini Cooper Jcw 3 A						<b>65</b>	<b>Team Progetto E20</b> 1. Francesco MIOTTO AUDI RS3 LMS TCR DSG 2 A					
	1	3:35.860	1:43.379	55.045	57.436			3:35.860					
	2	2:16.599	46.288	43.384	46.927	229.4		5:52.459					
	3	2:10.471	44.002	41.611	<b>44.858</b>	233.8		8:02.930					
	4	<b>2:08.465</b>	43.350	40.223	44.892	231.3		10:11.395					
	5	2:10.009	43.527	41.384	45.098	230.8		12:21.404					
	6	2:09.473	43.460	40.823	45.190	230.8		14:30.877					
	7	2:08.819	43.570	<b>40.016</b>	45.233	229.9		16:39.696					
	8	2:13.150	43.430	44.206	45.514	229.4		18:52.846					
	9	2:09.672	43.414	41.048	45.210	231.8		21:02.518					
	10	2:08.725	<b>43.337</b>	40.327	45.061	230.8		23:11.243					
<b>26</b>	<b>DULLER MOTORSPORT</b> 1. Stefan SCHAFFER W. GOLF GTI TCR SQ 1 A						<b>69</b>	<b>GrassoRacingTeam</b> 1. Simone SOSTEGNI Seat Ibiza RSP 3 A					
	1	3:28.529	1:22.830	1:02.158	1:03.541			3:28.529					
	2	2:06.820	43.107	39.860	43.853	234.8		5:35.349					
	3	2:04.074	42.131	38.172	43.771	236.3		7:39.423					
	4	2:06.276	<b>42.128</b>	39.948	44.200	241.1		9:45.699					
	5	2:05.087	42.302	39.088	43.697	239.5		11:50.786					
	6	2:05.394	42.508	39.425	43.461	243.2		13:56.180					
	7	2:04.020	42.187	38.240	43.593	235.3		16:00.200					
	8	<b>2:03.501</b>	42.286	<b>38.102</b>	<b>43.113</b>	235.8		18:03.701					
	9	2:03.634	42.162	38.187	43.285	235.8		20:07.335					
	10	2:04.682	43.135	38.104	43.443	235.8		22:12.017					
<b>34</b>	<b>BF MOTORSPORT</b> 1. Ramazan KAYA AUDI RS3 LMS TCR SQ 1 A						<b>77</b>	<b>DULLER MOTORSPORT</b> 1. Philipp MATTERSDFORER OPEL ASTRA TCR SQ 1 A					
	1	3:23.320	1:11.204	1:06.754	1:05.362			3:23.320					
	2	2:05.785	43.737	38.878	43.170	237.4		5:29.105					
	3	2:02.446	41.750	37.618	43.078	237.4		7:31.551					
	4	<b>2:01.921</b>	<b>41.734</b>	37.544	42.643	237.4		9:33.472					
	5	2:03.371	42.314	37.728	43.329	238.9		11:36.843					
	6	2:02.217	41.822	<b>37.505</b>	42.890	240.0		13:39.060					
	7	2:03.106	42.480	38.025	<b>42.601</b>	239.5		15:42.166					
	8	2:04.165	42.235	37.866	44.064	238.9		17:46.331					
	9	2:03.814	41.867	39.028	42.919	238.4		19:50.145					
	10	2:04.640	42.728	38.191	43.721	240.0		21:54.785					
<b>55</b>	<b>AIKOA RACING</b> 1. Ternel CAMLIDAG AUDI RS3 LMS TCR DSG 2 A						<b>81</b>	<b>ABS CORSE</b> 1. Giuseppe IUORIO Seat Leon MKII 2 B					
	1	3:31.115	1:31.128	1:00.928	59.059			3:31.115					
	2	2:10.955	44.943	41.449	44.563	231.3		5:42.070					
	3	2:08.527	43.464	40.348	44.715	231.8		7:50.597					
	4	2:08.119	<b>43.037</b>	40.151	44.931	230.8		9:58.716					
	5	<b>2:07.714</b>	43.344	<b>40.116</b>	<b>44.254</b>	230.8		12:06.430					
	6	2:11.004	43.718	42.217	45.069	231.3		14:17.434					
	7	2:09.324	44.541	40.359	44.424	230.8		16:26.758					
	8	2:09.468	43.456	41.429	44.583	230.3		18:36.226					
	9	2:08.121	43.136	40.355	44.630	229.9		20:44.347					
	10	2:09.737	44.003	40.201	45.533	230.8		22:54.084					
1	3:35.738	1:42.407	55.407	57.924		3:35.738							
2	2:16.920	45.976	43.672	47.272	223.2	5:52.658							
3	2:15.506	45.741	42.472	47.293	219.2	8:08.164							
4	2:15.057	45.726	42.172	47.159	218.3	10:23.221							
5	2:15.013	45.321	42.236	47.456	217.9	12:38.234							
6	2:15.350	46.187	42.135	47.028	218.8	14:53.584							
7	<b>2:14.268</b>	<b>44.977</b>	42.294	<b>46.997</b>	219.6	17:07.852							
8	2:20.137	45.827	<b>41.962</b>	52.348	220.1	19:27.989							
9	3:37.850	1:40.140	46.638	1:11.072	217.4	23:05.839							



# Coppa Italia Turismo

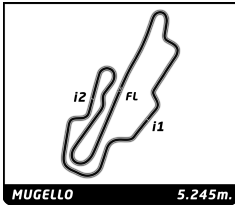
## Mugello Racing Weekend

### Race 1

### Sector Analysis

— Invalidated Lap    
 ■ Personal Best    
 ■ Session Best    
 B Crossing the pit lane

Lap	Time	Sector 1	Sector 2	Sector 3	T.Sp	Elapsed	Lap	Time	Sector 1	Sector 2	Sector 3	T.Sp	Elapsed
<b>88</b> AC RACING 1. Daniele CARMINATI							Mini Challenge PRO 3 A						
1	3:37.502	1:49.971	52.408	55.123		3:37.502							
2	2:16.201	46.754	43.038	46.409	221.4	5:53.703							
3	2:14.258	45.469	42.132	46.657	220.5	8:07.961							
4	<b>2:12.720</b>	<b>45.123</b>	41.385	<b>46.212</b>	217.4	10:20.681							
5	2:17.056	45.407	41.545	50.104	218.8	12:37.737							
6	2:15.097	46.398	41.956	46.743	212.8	14:52.834							
7	2:14.244	45.380	41.892	46.972	216.6	17:07.078							
8	2:13.896	45.754	<b>41.332</b>	46.810	215.7	19:20.974							
9	2:16.749	47.143	42.968	46.638	216.1	21:37.723							
<b>93</b> SP RACING 1. Pasquale SERRATORE							AUDI TT 2 B						
1	3:27.462	1:21.703	1:02.122	1:03.637		3:27.462							
2	2:06.639	42.956	40.155	<b>43.528</b>	244.3	5:34.101							
3	<b>2:05.032</b>	42.198	<b>38.902</b>	43.932	243.8	7:39.133							
4	2:05.828	42.215	40.012	43.601	243.2	9:44.961							
5	2:05.650	42.844	39.099	43.707	242.7	11:50.611							
6	2:09.677	42.524	42.985	44.168	243.2	14:00.288							
7	2:05.265	<b>42.118</b>	39.285	43.862	241.6	16:05.553							
8	2:05.493	42.421	39.245	43.827	242.1	18:11.046							
9	2:06.997	42.429	39.982	44.586	242.1	20:18.043							
10	2:07.432	43.379	40.051	44.002	243.2	22:25.475							
<b>99</b> Gruppo Sportivo Tori Corse 1. Matteo PIOPPI							Mini Challenge Pro 3 A						
1	3:36.588	1:49.459	51.120	56.009		3:36.588							
2	2:16.113	45.810	43.446	46.857	220.1	5:52.701							
3	2:12.667	44.982	41.523	46.162	218.3	8:05.368							
4	2:10.198	44.352	39.985	45.861	217.0	10:15.566							
5	2:09.176	43.778	39.919	45.479	215.3	12:24.742							
6	<b>2:07.845</b>	<b>43.065</b>	<b>39.327</b>	45.453	216.1	14:32.587							
7	2:08.211	43.221	39.757	<b>45.233</b>	216.6	16:40.798							
8	2:09.029	43.308	39.748	45.973	217.0	18:49.827							
9	2:09.403	43.790	39.683	45.930	214.9	20:59.230							
10	2:09.179	43.758	39.829	45.592	215.7	23:08.409							
<b>333</b> DULLER MOTORSPORT 1. Herwig DULLER							BMW E46 M3 GTR 1 B						
1	3:23.016	1:09.780	1:06.608	1:06.628		3:23.016							
2	2:03.954	42.648	38.267	43.039	237.4	5:26.970							
3	2:01.667	41.642	37.413	42.612	239.5	7:28.637							
4	2:00.505	41.237	36.977	42.291	238.9	9:29.142							
5	2:00.838	41.046	37.311	42.481	240.0	11:29.980							
6	2:00.089	40.872	<b>36.862</b>	42.355	240.5	13:30.069							
7	<b>2:00.014</b>	40.864	36.926	<b>42.224</b>	240.0	15:30.083							
8	2:00.215	<b>40.692</b>	37.050	42.473	240.5	17:30.298							
9	2:00.457	41.010	37.002	42.445	241.1	19:30.755							
10	2:01.256	41.063	37.800	42.393	242.7	21:32.011							

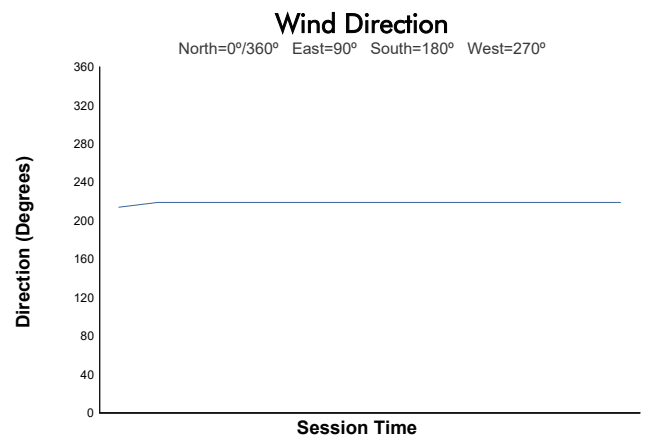
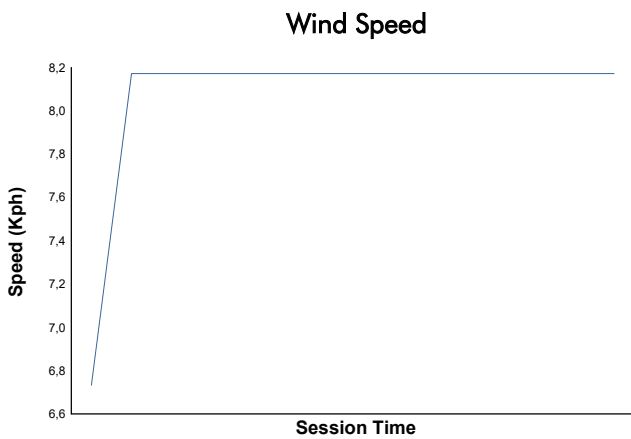
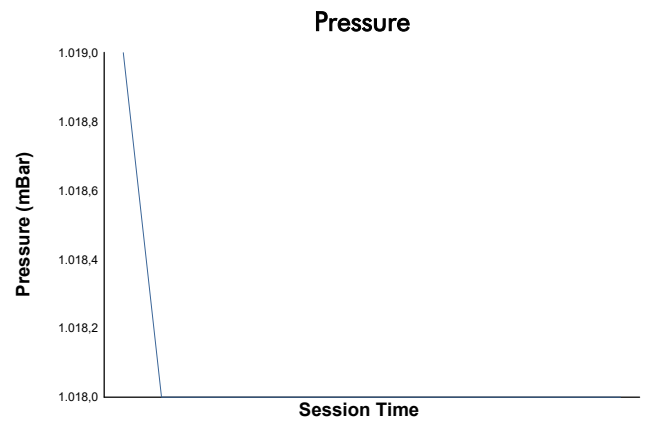
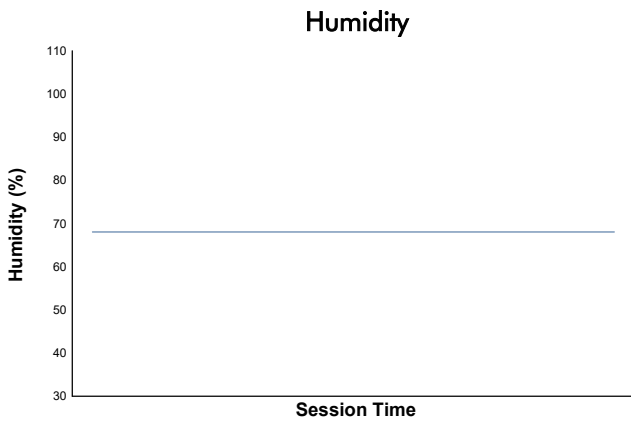
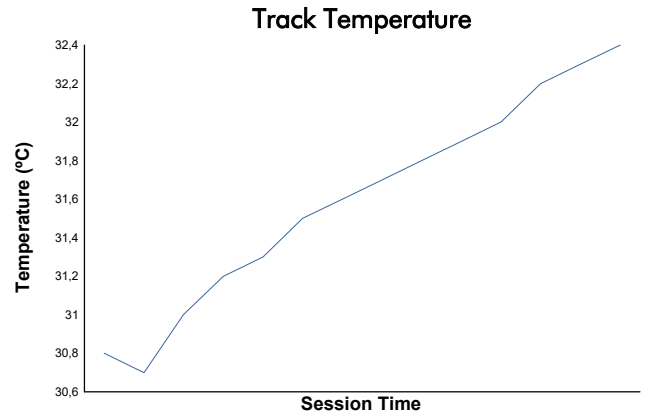
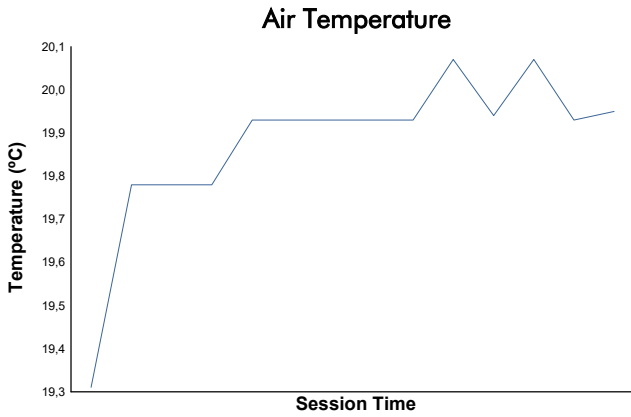


# Coppa Italia Turismo

## Mugello Racing Weekend

### Race 1

## Weather Report



Track Status: **DRY**